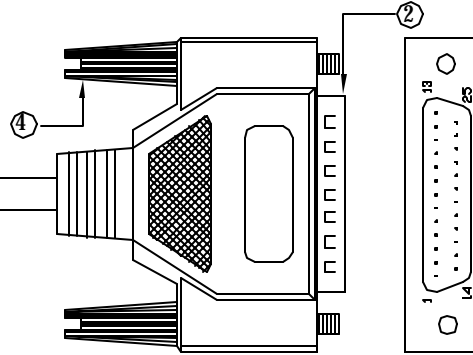
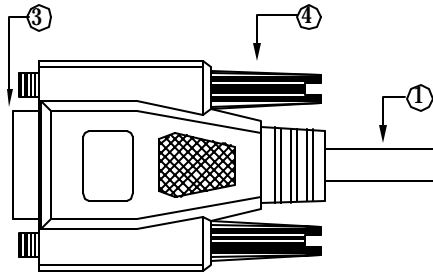
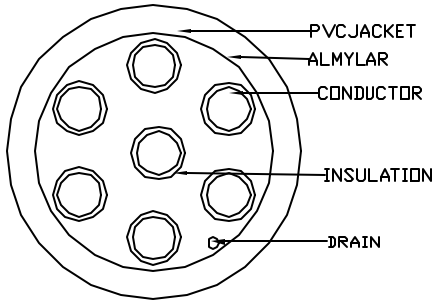


DB9F

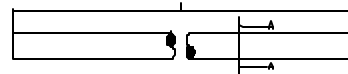


DB25M

REVISIONS		
REV	DESCRIPTION	APPROVED



SECTION A-A



NOTES:

1.MOLDED CONNECTOR END REQUIREMENTS:

- A.INNIR MOLD USING PE
- B.ALUMINUM FOIL WRAP TO CONNECTOR
- C:PVC - 45P PLATINUM GRAY

2.CABLE:[28AWG (7/0.12)*7C+AL/MY +DW<7/0.16>]TIN

WIRE:OD=0.78±0.03mm

COLOR: P1 COLOR CODE

JACKET: PVC OD=5.0±0.15mm

COLOR:PLATINUM GRAY

3.FINISHED PRODUCTS LENGTH:

(1) LENGTH=1829mm TOLERANCE:±25.4mm

(2) LENGTH=3048mm TOLERANCE:±50.8mm

PIN	OUTS
DB9 FEMALE	WIRE COLOR
2	BLACK
3	BROWN
8	RED
7	ORANGE
4	YELLOW
5	GREEN
6	BLUE
Shell	Shell

ITEM NO	PART NAMES	Q'TY	REMARK
4	THUMBSCREW: MALE 4*47mm NICKEL-PLATING	4PCS	
3	CONNECTOR:DB9P FEMALE NICKEL-PLATING, INSULATOR COLOR:BLUE	1PCS	
2	CONNECTOR:DB25P MALE NICKEL-PLATING, INSULATOR COLOR:BLUE	1PCS	
1	CABLE:7C+1 28AWG	1PCS	

	PRODUCT	DB25P MALE TO DB9P FEMALE	CUSTOMER		DRAWN	Hvon .W	
	CUS,NO	117-XXX	VERSION		CHECKED	Jackson H	
	DR,NO	SD117-XXX	DRAWN DATE	DEC.21.2002	APPROVERD	Jacky Lin	